

## Yr SELECT


## Model 2460

Shown at right: side is configured for 6 equally spaced rows.

Shown below: side is configured for 5 equally spaced rows and 3 equally-spaced rows that are distanced shorter than the rows beneath.

Alternative configurations are made possible by changing the interior Slotted Panels.

Complementary time allowance to trade-in Slotted Panels to accommodate new arrangement: Five (5) years from date of purchase.

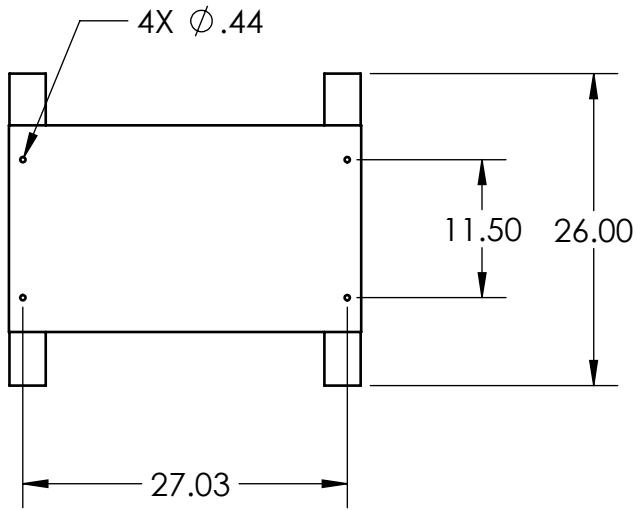


### FEATURES

- Dimensions: 29.4" L x 26.0" W x 59.3" H
- Weight: 170lbs.
- Hot-dipped galvanized Spool Rods
- Necessary magnetic signage for each row
- Pristine quality paint finish

### OPTIONS

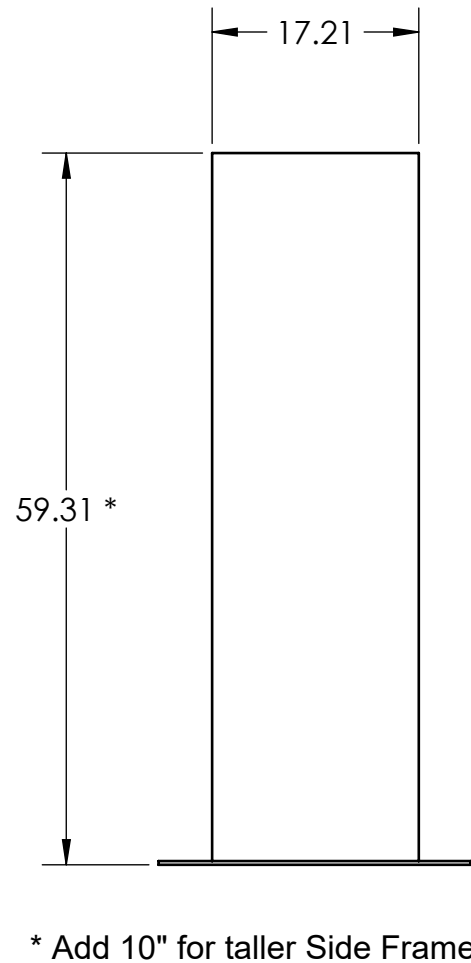

- Floor Plates accommodate 4" casters
- Pegboard and two tool hooks

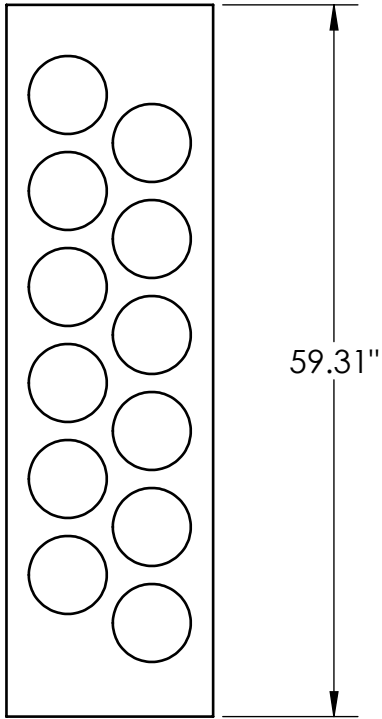


**Footprint of Model 2460**

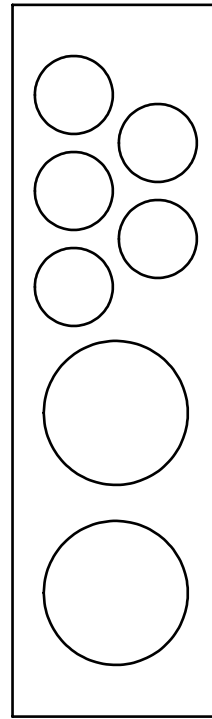
Weight: 170lbs.

All dimensions are inches

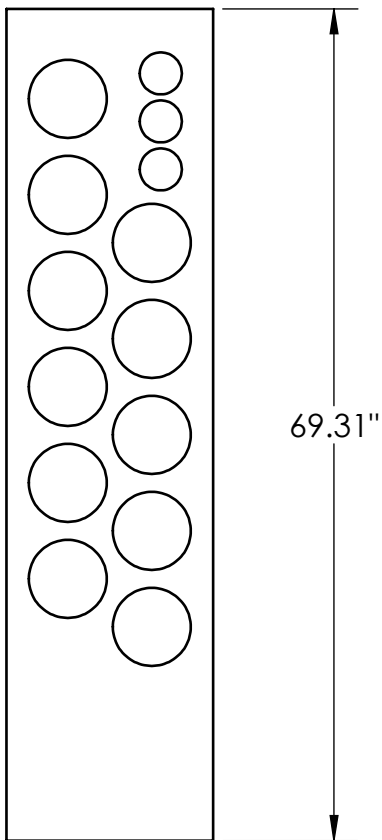




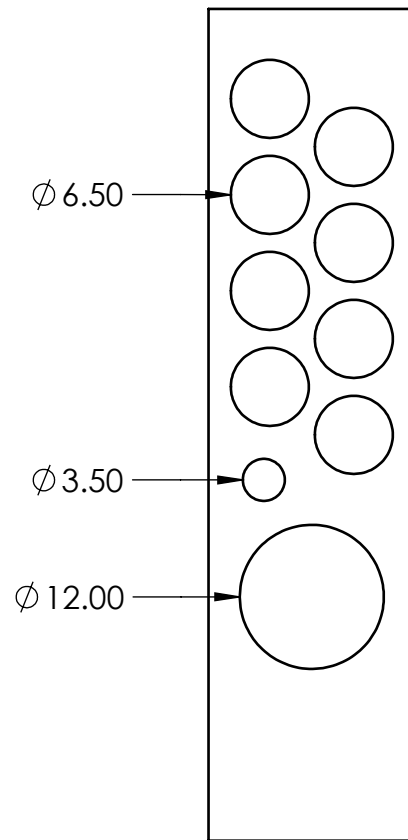
A



B



C



D

CONFIGURATIONS AND HEIGHT

SIDE VIEW